

René Jacke

Traineeship Report



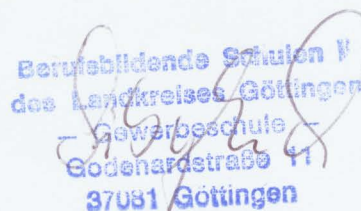
ieseltablero



Sign and stamp Company



Sign and stamp School



Week 1 from 11. till 17.01.2016

At the 9th of January I flew to Madrid and stayed there for one night in a hotel. At the next day I took a train to Córdoba where my teacher Antonio del Moral picked me up. He brought me to my host Eva Maria, who also took me around the city.

After a day in the school, to finish the last paperwork and a few days to clear everything, I was taken to the company I should work in. The company is Impresion De Vertigo it is located a bit outside of Córdoba I was introduced to Amador (my coworker), who can speak English and so explain me new spanish words.


Since it was 12 o'clock already, the day was quickly over. A worker from the company took me back into the city by car, and showed me where my busstation is. I then went to buy a buscard, with some help of my teacher, to travel to work and back home.

The next day in the Company my first work was to recreate a form for an Company called Indesit. Unfortunately I could just start when the Week was over.



My Weekend began with taking some pictures around and skyping with my Family, and ended with taking photos for my video and my reports.



Sign and stamp Company



Sign and stamp School



Week 2 from 18. till 24.01.2016

I started the week with completing the Indesit form I began with last week. After some corrections and adding the final logos, I was done.

So I could start my next work, which was to make a preview wedding-card, which was done quickly using Photoshop.



My next work was to make 3 different samples of an cloth tag for a fashion company. The layout of the text and the color (black & white) was set by the Company. It should be a noble and stylish card. Here you can see the 3 different cards I've made.




The last work's I had to do was to redo 2 physicle signs for a car seller, and

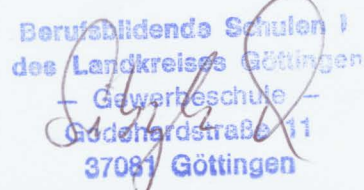


design a character with an chef hat for a new restaurant called Paninikor.


My weekend was basically walking around to take new photos, going out with my host meet new people and play with them darts and kicker.



Sign and stamp Company



Sign and stamp School



Week 3 from 25. till 31.01.2016


This week I've got to make the backside of two cards. My coworker gave me the text, that should be on the card, and the files of the cards. The backside of the Bazar Zafra card was done quickly, whilst the Bellsoco backside needed more tweaking on the text lines.



Front

Back

The next work was to make an envelope for a dentist. The only big thing that had to be done here, was to get the right printing colors for the logo.



A transport service, needed a new business card. They gave a preview picture how it should look and the color in which it should be printed. For the car and the Person I used premade graphics to orientate on and 2 fonts for some contrast.



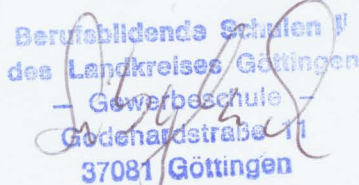
My last work this week was to make a rollup poster for CEOPOL. The most time of it, I spend to redo the map as vector-graphic for high quality print.




Rollup (85x205cm)



Sign and stamp Company



Sign and stamp School




Week 4 from 01. till 07.02.2016

This week I started with doing a card for a club. The company's main color is brown, which is the reason I made the background brown. On the bottom are 4 from 5 alcohol brands from which logos should be on there. In the background you can slightly see letters from Wengue.



After that, I got some wedding cards to make. On the right you can see 2 wedding Cards I've made after a preset, the customer choose.



The last thing I've worked on this week, is a planner for the year 2016. The planner from which you can see the upper half at the top of this page, is for dvertigo.



I just was told that it should be 1 sheet that should have text lines for monday to friday and the weekend. It also should be colorful have a full calender from 2016 and have the dvertigo logo on it. The end Planner would be a 52 sheet stack in the size of A3.






I started the weekend by taking a set of photos for a timelapse, went to a multicultural bar where I met a German traveler some US-learning abroad people and ate some snails.



Sign and stamp Company



Sign and stamp School



GHOST

Week 5 from 08. till 14.02.2016

The first thing I had to do, was to digitally recreate 4 technical drawings for a customer. The first thing was a big and a small version of the *GHOST* design. He gave specific data in the size and look. The biggest problem was to find a font that is equal to the drawing and then optimizing it as custom vector path.

GHOST

Next I had to make a chain like symbol and two stripes, which are forming a peak on one end. The chain symbol was more difficult to do, because the customer only gave the end size and not the angle the symbol had to be in. All designs will be printed as vinyl stickers for an competition mountain bike.



The last work I could work on while finishing my report was a different version of an flyer. The work was done pretty fast and now I'm finished with pretty much all of my work here in Spain.

I'm going to prepare my travel back home and take some last photos here in Córdoba.

COMPRO COCHES

657 666 729

- ANTIGÜEDAD MÁXIMA AÑO 2002
- MÁXIMA TASACIÓN
- PAGAMOS EN EFECTIVO
- RECOGEMOS A DOMICILIO
- GESTORÍA PROPIA

Impresión
dyestigo
T. 9857 083 587 F. 957 122 076
Polig. Ind. Tecnocórdoba S.L. Edificio P26C. ME N.8A
Apartado de Correos 2080 - 14014-Córdoba

Sign and stamp Company

Berufsbildende Schulen
des Landkreises Göttingen
- Gewerbeschule -
Goethestraße 11
37081 Göttingen

JUNTA DE ANDALUCÍA
COMISIÓN DE EDUCACIÓN
F.S. DE BELLAS ARTES
CÓRDOBA
R.1

Sign and stamp School

